



R454B

Midea Building Technologies Division

Midea X-Drive Series Heat Pump

Up to 18 SEER2

Cooling capacity: 24-60 kBtu/h



Contents:

- 1 PRODUCT LINEUP.....2
- 2 NOMENCLATURE.....2
- 3 SPECIFICATIONS.....3
- 4 DIMENSIONAL DRAWING.....4
- 5 ACCESSORIES.....7
- 6 WIRING DIAGRAMS8




Standard Features:

- R454B chlorine-free refrigerant.
- Energy-efficient compressor.
- Internal protection against high-temperature motor overload.
- High quality condenser with inner-groove copper tube and aluminum fin.
- Built-in communication between inverter DC indoor and outdoor units
- AHRI certified and ETL listed.
- Wide operating range, 40°F~120°F cooling, 3°F~86°F heating
- Quickly equalize system pressure

Cabinet Features:

- Compact design, easy installation and transportation.
- Powder galvanized steel cabinet.
- Wire-fan discharge grille.
- Steel-louver coil guard

1 Product lineup

Model	X-DRIVE 2/3/5 Ton Capacity
Power supply	208/230V-1Ph-60Hz
Appearance	

2 Nomenclature

M	O	V	B	-	24	H	D	N10	-	M	16	G
1	2	3	4		5	6	7	8		9	10	11

Legend		
No.	Code	Remarks
1	M	Midea
2	O	Outdoor unit
3	V	Discharge type: vertical discharge
4	B	Version No.: B version
5	24	Capacity: 24: 24 kBtu/h; 36: 36 kBtu/h; 60: 60 kBtu/h;
6	H	Unit type: H: Heat Pump; C: Air Conditioner
7	D	DC inverter
8	N10	Refrigerant type: N10: R454B
9	M	Power supply type: M: 1-Phase; X: 3- Phase
10	16	Efficiency: 16: Up to 18 SEER2
11	G	Compressor type: L: LG compressor; G: GMCC compressor

3 Specifications

	MOVB-24HDN10-M16G	MOVB-36HDN10-M16G	MOVB-60HDN10-M16G
NOMINAL CAPACITY			
Cooling (BTU/h)	24,000	34,200	54,000
Heating (BTU/h)	24,000	34,600	56,000
ELECTRICAL DATA			
Voltage / Phase (60 Hz)	208/230V-1Ph	208/230V-1Ph	208/230V-1Ph
Min. / Max. Voltage (V)	187/253	187/253	187/253
Min. Circuit Amps (MCA) (A)	21.8	25.8	38.7
Max. Overcurrent Protection (MOP) (A)	30	30	45
COMPRESSOR			
Type	Rotary	Rotary	Rotary
Stage	Variable-speed	Variable-speed	Variable-speed
Rated Load Amps (RLA) (A)	16	19	29
Crankcase Heater	20W	20W	25W
CONDENSER COIL			
Type	Tube & Fin	Tube & Fin	Tube & Fin
Tube Size (O.D.) (in.)	9/32	9/32	9/32
FAN MOTOR			
Motor Type	ECM	ECM	ECM
Capacitor(μF)	/	/	/
Horsepower (HP)	1/3	1/3	1/3
Full Load Amps (FLA) (A)	1.8	2.0	2.4
REFRIGERATION SYSTEM			
Liquid Valve Size (O.D.) (in.)	3/8	3/8	3/8
Suction Valve Size (O.D.) (in.)	3/4	3/4	7/8
Liquid Line Size ("O.D.) (in.)	3/8	3/8	3/8
Suction Line Size ("O.D.) (in.)	3/4	3/4	7/8
Refrigerant Charge (lbs. - oz.)	4 lbs. 13 OZ.	5 lbs. 11 OZ.	8 lbs. 2 OZ.
OPERATION RANGE			
Cooling(°F)	40-120	40-120	40-120
Heating(°F)	3~86	3~86	3~86

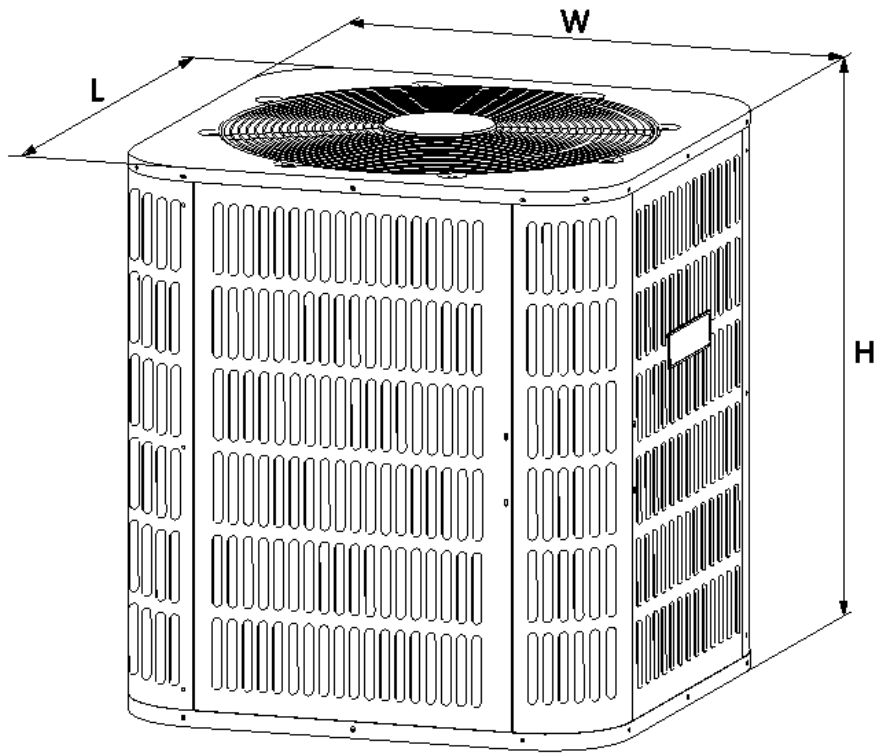
Table 1

¹ Tested and rated in accordance with AHRI Standard 210/240.

² Wire size should be determined in accordance with National Electrical Codes; extensive wire runs will require larger wire sizes.

³ Must use time-delay fuses or HACR-type circuit breakers of the same size as noted.




4 Dimensional Drawing



Model Size	Unit Width "W" in. [mm]	Unit Height "H" in. [mm]	Unit Length "L" in. [mm]
24	28 [710]	24-15/16 [633]	28 [710]
36	28 [710]	24-15/16 [633]	28 [710]
60	29-1/8 [740]	33-3/16 [843]	29-1/8 [740]

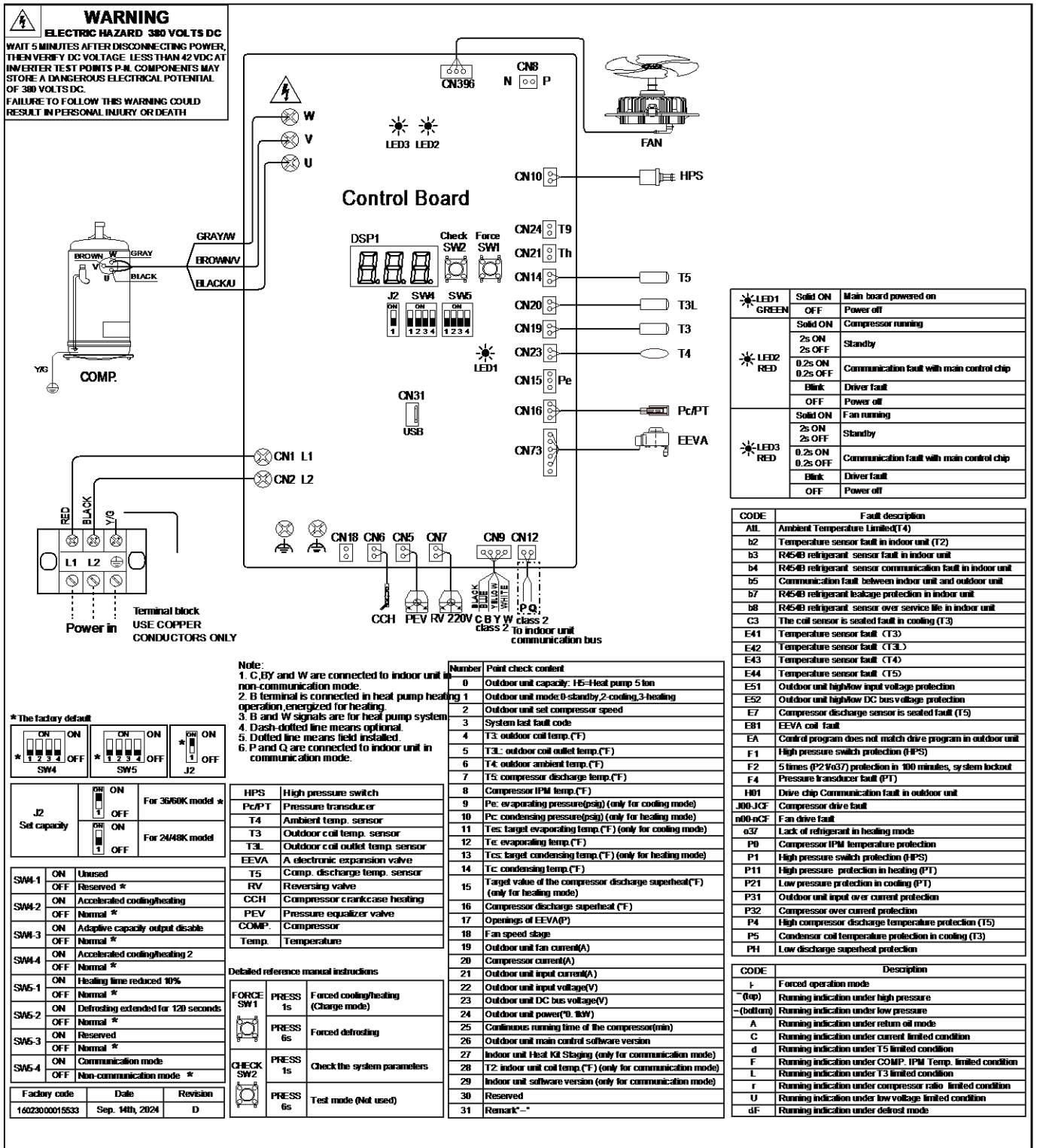
5 Accessories

Installation fittings include the following three materials:

Name	Appearance	Quantity
Outdoor unit operation and installation manual		1
Zip tie		4
PQ communication wires (only for customization)		1

Before installation, confirm all of the items above are present. Keep all of these accessories on hand for future use if necessary. All fittings should be OEM factory fittings.

6 Wiring Diagram



Midea Building Technologies Division
Midea Group

Add.: Midea Headquarters Building, 6 Midea Avenue, Shunde, Foshan, Guangdong, China

Postal code: 528311

mbt.midea.com/global www.midea-group.com ics.midea.com

Midea reserves the right to change the specifications of the product, and to withdraw or replace products without prior notification or public announcement. Midea is constantly developing and improving its products.

